



5600 Series Mechanical Heat Detectors

System Sensor's 5600 series mechanical heat detectors offer a low-cost means for property protection against fire, and for non-life-safety installations where smoke detectors are inappropriate.



Features

- Multiple configurations for installations:
 - Single- and dual-circuit models
 - Fixed temp and combination fixed- temp/rate-of-rise 135°F or 194°F ratings.
- Plain housing for residential installations (Model 5601P)
- Easy-to-use terminal screws
- A broad range of back box mounting options:
 - Single gang
 - 3.5" and 4" Octagonal
 - 4" square with square to round plaster ring
- Reversible mounting bracket

Multiple configurations. The 5600 series offers a full-line of configurations to accommodate a broad range of applications. Both single- and dual-circuit models are available for low- and high-temperature ratings with either fixed temperature or combination fixed temperature/rate-of-rise (ROR) activation. The ROR element of the fixed/ROR models is restorable to accommodate field-testing.

Installation flexibility. To satisfy a variety of installation needs, the 5600 series easily mounts to single-gang and octagonal back boxes. And these models accommodate four-square back boxes, when used with a square to round plaster ring. The reversible mounting bracket permits both flush- and surface-mount back box installations.

Visual identification. The 5600 series provides clear markings on the exterior of the unit to ensure that the proper detector is being used. Alphanumeric characters identify the activation method, as well as the temperature rating, in Fahrenheit and Celsius degrees. Fixed temperature models are identified FX, while combination fixed/rate-of-rise units are marked FX/ROR. The 5600 series also provides a post-activation indicator in the form of a collector. When the detector is activated, the collector drops from the unit, making it easy to identify the unit in alarm.

Agency Listings



Specifications

Architectural/Engineering Specifications

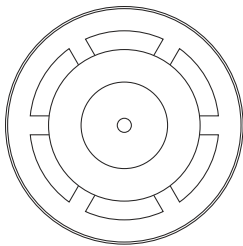
Mechanical heat detector shall be a System Sensor 5600 series model number _____, listed to Underwriters Laboratories UL 521 for Heat Detectors for Fire Protective Signaling Systems. The detector shall be either a single-circuit or a dual-circuit type, normally open. The detector shall be rated for activation at either 135°F (57°C) or 194°F (90°C), and shall activate by means of a fixed temperature thermal sensor, or a combination fixed temperature/rate-of-rise thermal sensor. The rate-of-rise element shall be activated by a rapid rise in temperature, approximately 15°F (8.3°C) per minute. The detector shall include a reversible mounting bracket for mounting to 3½-inch and 4-inch octagonal, single gang, and 4-inch square back boxes with a square to round plaster ring. Wiring connections shall be made by means of SEMS screws that shall accommodate 14–22AWG wire. The detector shall contain alphanumeric markings on the exterior of the housing to identify its temperature rating and activation method. The rate-of-rise element of combination fixed temperature/rate-of-rise models shall be restorable, to allow for field-testing. The detectors shall include an external collector that shall drop upon activation to identify the unit in alarm.

Physical/Operating Specifications

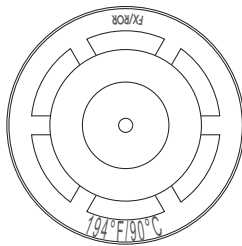
Maximum Installation Temperature	5601P, 5603, 5621, and 5623: 100°F (38°C) 5602, 5604, 5622, and 5624: 150°F (65.6°C)
Operating Humidity Range	5 to 95% RH non-condensing
Dimensions with mounting bracket	Diameter: 4.57 inches (11.6cm) Height: 1.69 inches (4.3cm)
Alarm Temperature	5601P, 5603, 5621, and 5623: 135°F (57°C) 5602, 5604, 5622, and 5624: 194°F (90°C)
Weight	6 oz. (170 grams)
Rate-of-Rise Threshold	15°F (8.3°C) rise per minute (models 5601P, 5602, 5621, and 5622 only)
Mounting	3½-inch octagonal back box 4-inch octagonal back box Single gang back box 4-inch square back box with a square to round plaster ring

Electrical Specifications

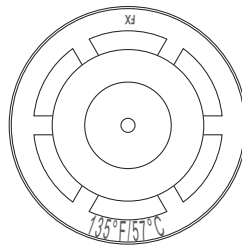
Operating Voltage / Contact Ratings	6–125VAC / 3A 6–28VDC / 1A 125VDC / 0.3A 250VDC / 0.1A
Input Terminals	14–22 AWG



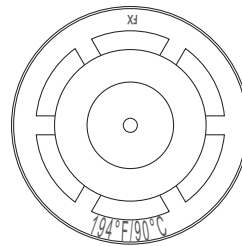
5601P



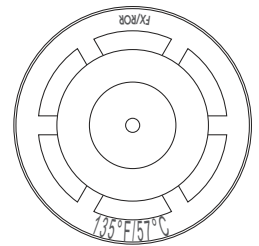
5602, 5622



5603, 5623



5604, 5624



5621

Ordering Information

Model	Circuit	Identification Method on Exterior	Temperature Rating	Activation	UL Protected Spacing – 10 Foot Ceiling*
5601P	Single	None	135°F (57°C)	Fixed Temperature / Rate-of-Rise	50 feet × 50 feet (15.24m × 15.2m)
5602	Single	Lettering	194°F (90°C)	Fixed Temperature / Rate-of-Rise	50 feet × 50 feet (15.24m × 15.2m)
5603	Single	Lettering	135°F (57°C)	Fixed Temperature	25 feet × 25 feet (7.62m × 7.62m)
5604	Single	Lettering	194°F (90°C)	Fixed Temperature	25 feet × 25 feet (7.62m × 7.62m)
5621	Dual	Lettering	135°F (57°C)	Fixed Temperature / Rate-of-Rise	50 feet × 50 feet (15.24m × 15.2m)
5622	Dual	Lettering	194°F (90°C)	Fixed Temperature / Rate-of-Rise	50 feet × 50 feet (15.24m × 15.2m)
5623	Dual	Lettering	135°F (57°C)	Fixed Temperature	25 feet × 25 feet (7.62m × 7.62m)
5624	Dual	Lettering	194°F (90°C)	Fixed Temperature	25 feet × 25 feet (7.62m × 7.62m)

*NOTE: Refer to NFPA72 guidelines for spacing reductions when ceiling heights exceed 10 feet.



3825 Ohio Avenue • St. Charles, IL 60174
Phone: 800-SENSOR2 • Fax: 630-377-6495

©2006 System Sensor.
Product specifications subject to change without notice. Visit systemsensor.com for current product information, including the latest version of this data sheet.
A05-0351-002 • 11/06 • #1676