



SSK451 Multi-Signaling Accessory



Innovair™

Features

- Key-activated test and reset functions
- Sounder horn can be wired for periodic or temporal tone
- Power (green), trouble (amber) and alarm (red) LEDs
- Design permits easy installation to a double-gang electrical box
- Constructed to allow simple addition of PS24LOW strobe and PS12/24LENSW "SMOKE" lens for visual alarm signaling to meet special code requirements in certain jurisdictions
- Compatible with all System Sensor DH100ACDC and DH400ACDC duct smoke detectors

The System Sensor SSK451 multi-signaling accessory is designed for use with System Sensor DH100ACDC and DH400ACDC duct smoke detector models. The accessory installs easily to a double-gang electrical box.

The SSK451 combines a horn feature with the key-activated test and reset functions. Green, amber and red LEDs provide visual indication of power, trouble and alarm conditions, respectively.

To meet special code requirements in certain jurisdictions, the optional PS24LOW strobe and the PS12/24LENSW "SMOKE" lens can be added without difficulty for visual alarm signaling.

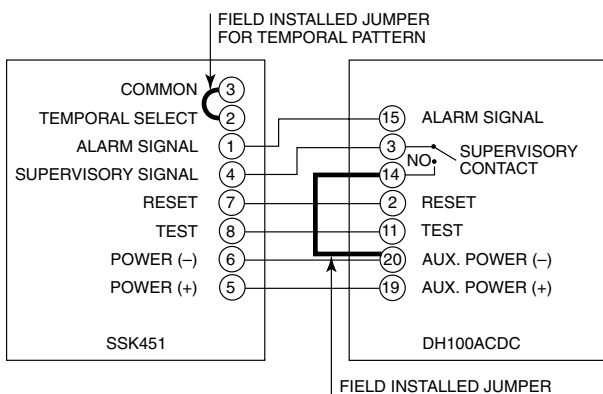
Agency Listings



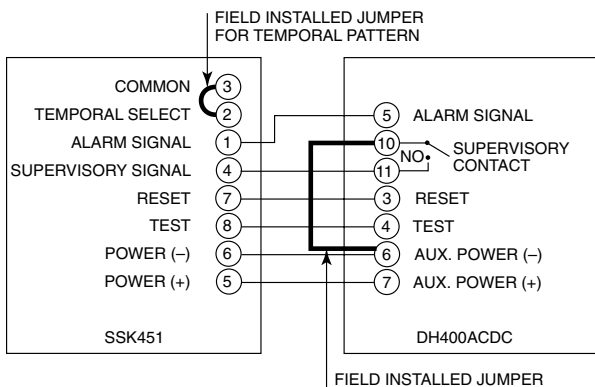
SSK451 Specifications

Physical Specifications	
Dimensions	4.8" W x 4.7" H x 1.5" D (12.2cm W x 11.9cm H x 3.8cm D)
Weight	0.35 lb. (160 g)
Electrical/Operating Specifications	
Operating Voltage	15–35 VDC
Power Requirements	Standby: 5 mA max. Trouble: 9 mA max. Alarm: 30 mA max.
Connections	Strip terminal, 14 AWG to 22 AWG wire
Sounder	87 dBA minimum at ten feet
Operating Temperature Range	14° F to 140° F (–10° C to 60° C)
Operating Humidity Range	95% RH, noncondensing
Listing	UL 268A

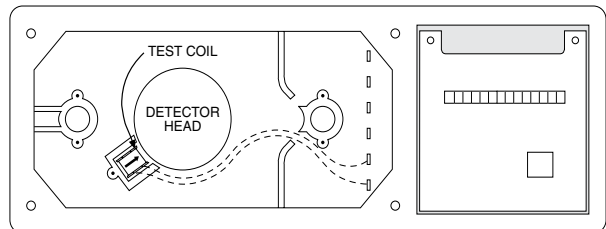
SSK451 with Innovair™ DH100ACDC Duct Smoke Detector Wiring Diagram



SSK451 with DH400ACDC Duct Smoke Detector Wiring Diagram and Test Coil Installation



Note: When the SSK451 is used with a DH400ACDC duct smoke detector with 2451 head, a test coil, part number COIL, must be ordered separately. When the SSK451 is used with a DH400ACDC duct smoke detector with 2151 head, a test coil, part number COIL400, must be ordered separately. When the SSK451 is used with a DH100ACDC duct smoke detector, a test coil is not required. The COIL is installed in the DH400ACDC duct smoke detector housing as shown below.



Ordering Information

Part No.	Description
SSK451	Innovair Multi-Signaling Accessory
Accessories	
PS24LOW	Add-on Strobe
PS12/24SLNSW	Lens for PS24LOW with "SMOKE" Lettering



3825 Ohio Avenue • St. Charles, IL 60174
Phone: 800-SENSOR2 • Fax: 630-377-6495

©2006 System Sensor.
Product specifications subject to change without notice. Visit systemsensor.com for current product information, including the latest version of this data sheet.
A05-1021-005 • 11/06 • #1676