



The WZ45N Integrated Day-Night™ Dome camera is a vandal-resistant, user-friendly surface mount camera designed for effective 24/7 surveillance.

Powered by Extreme CCTV night vision, the WZ45N provides video vigilance in day or dark conditions.

All-weather ready and rich with practical enhancements, the WZ45N is ideal for a wide variety of security applications including schools, commercial property and correctional facilities.

Performance Benefits

- Robust aluminum construction for vandal-resistant performance
- User-friendly design for easy access and adjustment of camera settings
- 520 TVL 1/3" CCD with Mechanical Filter Technology™ for outstanding optical capability
- 60ft (18m) of high performance active infrared night vision with 100ft (30m) infrared range
- IP66 certified for performance in extreme weather conditions
- Conduit-ready for installation versatility
- Limited 1-year advance replacement guarantee



Key Attributes



Evenly-distributed night vision

- 60ft (18m) exceptional night vision powered by Extreme CCTV
- 100ft (30m) infrared range
- Even distribution IR for optimal image capture

Mechanical Filter for outstanding 24/7 performance


- Enables exceptional image capture in day and night conditions
- Sensitive to visible light in day conditions, producing vivid daytime color
- Switches to infrared in night-time conditions for irrefutable image capture
- Photocell controlled for maximum energy efficiency

User-friendly design

- Extended thumb screws for easy focus and zoom adjustment
- Easily accessible dip switches for convenient control of gain, white balance, exposure and backlight
- Video Patch Lead enables local image verification on a portable monitor
- Pan-Tilt-Twist™ (3-axis) gimbal enables installers to correct off-center images for properly centered images even along walls
- Conduit compatible for easy installations

Robust aluminum construction


- Vandal-resistant performance
- Withstands even the most brutal attacks
- Resistant to harsh outdoor elements
- Limited One Year Advanced Replacement Guarantee



Focus and zoom control knobs

Dip switches including automatic gain control, backlight compensation

Performance Images



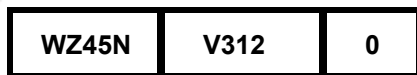
Dealer / Distributor



Specifications

WZ45N Integrated Day-Night™ Dome Camera	
Optics	
CCD Camera	1/3" CCD with Mechanical Filter Technology
Filtering	Mechanical Filter Technology
Resolution	High resolution 520 TVL
Night-Time Sensitivity	0 Lux (infrared on)
Day-Night Switching	Photocell-controlled, automatic
Electronics Iris	1/60 ~ 1/100,000 (NTSC) 1/50 ~ 1/100,000s (PAL)
Output Signal	1V P-P composite video, 75 Ohms
S/N Ratio	Greater than 48dB
Gamma	0.45
Lens	3-12mm varifocal auto-iris
LEDs	High efficiency 18-LED infrared array
Wavelength	850nm
Physical	
Housing	Surface mount dome, vandal resistant
Gimbals	3D gimbal for easy installation
Power Consumption	4.5W max
Voltage	12 VDC or 24 VAC/DC
Construction	Robust aluminum
Finish	Powder coat silver
Power Supply	Not included
Auxiliary Output	Local video out for easy video verification
Conduit Compatible	Yes
Operational Temp.	-30°C to +55°C -22°F to 131°F
Environmental	IP66 certified

Part Numbers



Model
WZ45N

Lens
V312: varifocal, auto-iris, 3-12mm

Optional Accessories

[EXPS.004](#) 120 VAC / 24 VAC